


FLAG TEMPLATE

- This file is set up at a 10% scale.
- You cannot change the shape or size for this sectional pole
- Convert all text to outlines.
- Assign PMS colors when possible to ensure correct color.
- Save as an .EPS file.



Pole Sleeve or Canvas Heading
Maybe be thinner than shown due to sewing.



Main Body. Try to stay about 1.5" - 2" away from edges to avoid stitching through logos.

RECTANGLE



2' x 3'



3' x 5'



4' x 6'



5' x 8'



6' x 10'

GUIDON



2' x 3'



3' x 5'



4' x 6'




5' x 8'




6' x 10'


PENNANT




2' x 3'




3' x 5'



4' x 6'




5' x 8'




6' x 10'


BURGEE




2' x 3'




3' x 5'



4' x 6'



5' x 8'



6' x 10'